



WESTERN STAR 4900 – XD15 OFFROAD
Elliott Equipment H90F-XD
HiReach™ Aerial Maintenance Truck



4427 South 76th Circle | Omaha, NE 68127-1806, USA
Ph: 402-592-4500 | Fax: 402-592-4553
E-mail: sales@elliotequip.com





WESTERN STAR 4900 – XD15 OFFROAD

Elliott Equipment H90F-XD
HiReach™ Aerial Maintenance Truck

WHEN THE JOB IS DEMANDING, THIS IS THE TRUCK TO DEMAND.

Elliott products are built to work and built to last, seeing action every day in the world's most demanding environments. And people who own Elliott enjoy the peace of mind that comes from knowing their investment is backed by the best warranty in the industry. Those are the same traits of Western Star. And when you pair an Elliott Aerial Work Platform to the Western Star 4900 with the XD15 Offroad package, you'll have a unit that can work every day and stand the test of time.





FEATURES & BENEFITS: CHASSIS

PROVEN DURABILITY MEANS GREATER PRODUCTIVITY.

Western Star has been building rugged, hard-working equipment since 1967. And the result of this work is the XD Offroad package. The extreme-duty XD Offroad delivers a dependable and affordable option to the more costly trucks with a selection of features to maximize uptime and profitability.



FEATURES:

REDUCED MAINTENANCE TIME

Steel, butterfly hood
 Fender and air cleaner disconnect system
 Planetary gear sets
 Available central lube and other time saving systems

INCREASED UPTIME

Large copper-brass radiator
 Shock-mounted radiator
 Point-to-point electrical system with in-cab fuse panels
 Steel chassis wiring standoffs

UNMATCHED POWER

Detroit™ engine options

BENEFITS:

Quick fluid checks and long life
 Quick and easy engine access
 Manage massive loads while remaining easy to work on
 Reduced maintenance time

Excellent cooling and in-field reparability
 Reduced downtime and repairs
 Quicker diagnosis and repair
 Quicker circuit tracing and repair

Multiple models and power ratings to tailor the engine to the job while maximizing fuel efficiency



FEATURES & BENEFITS: BODY

EVERYTHING YOU NEED, ALL IN A SINGLE MACHINE.

Less downtime, lower equipment costs, and maximum equipment utilization are three of the many reasons why Elliott's HiReach truck-mounted aerial work platforms are viewed as some of the most innovative and feature-packed products on the market.

ELLIOTT EQUIPMENT H90F-XD HIREACH



FEATURES:

IMPROVED COST OF OWNERSHIP

Multi-function design features aerial access, 7-tons of material handling capacity, and a full-service and maintenance workstation in a single vehicle

Oversized offset turret and boom

Steel tread plate bed

Underbody toolboxes

BENEFITS:

Lower overhead and initial cost

Increased rigidity and long-life in demanding environments

Allows tool system and heavy equipment transport

Maximizes storage and eliminates the need for extra support vehicles delamination

INCREASED SAFETY

Redundant systems to prevent accidental control movement

Outrigger interlocks

Point and shoot telescopic boom

Controlled work envelopes

Dynasmooth proportional controls

Improved safety

Improved safety

Reduced tail swing hazard

Ensures your machine only goes where it's supposed to

Work safely with speed and precision

REDUCED MAINTENANCE

Hydraulic boom extension system

Point and shoot telescopic boom

Eliminates cable maintenance and greasing issues

Reduced articulated boom maintenance



FEATURES & BENEFITS: BODY

GIVE PRODUCTIVITY A LIFT.

We call it the service and maintenance workstation in the sky. Elliott Equipment's oversized cable carrier system and telescopic boom design makes it possible to run more tools into the work platform than ever before. All accessory lines are run from the turret above rotation, through the cable carrier, and into the platform for a quick and easy connection of your tools. Choose from a wide range of accessory lines including:


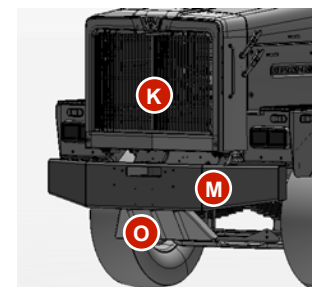
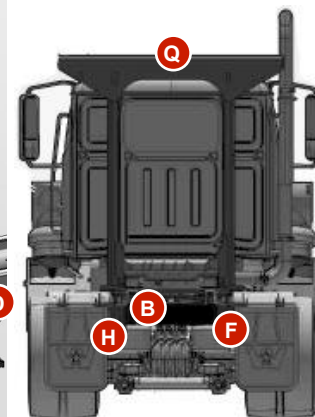
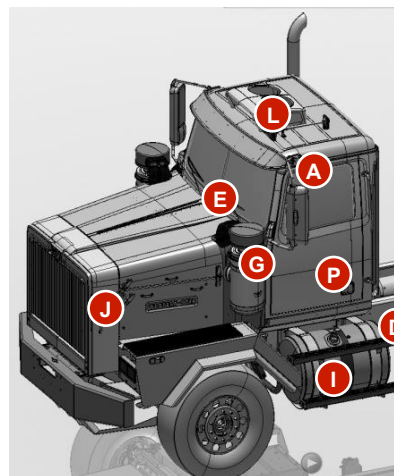
- Two welder leads and remote start/stop switch
- Oxy/acetylene hoses
- 110v or 220v electrical
- ANFO explosives (requires full hydraulic upper controls)
- Hydraulic accessory lines with flow control
- Pressure washer hoses
- Much more

ELLIOTT EQUIPMENT H90F-XD HIREACH



TECH SPECS: CHASSIS

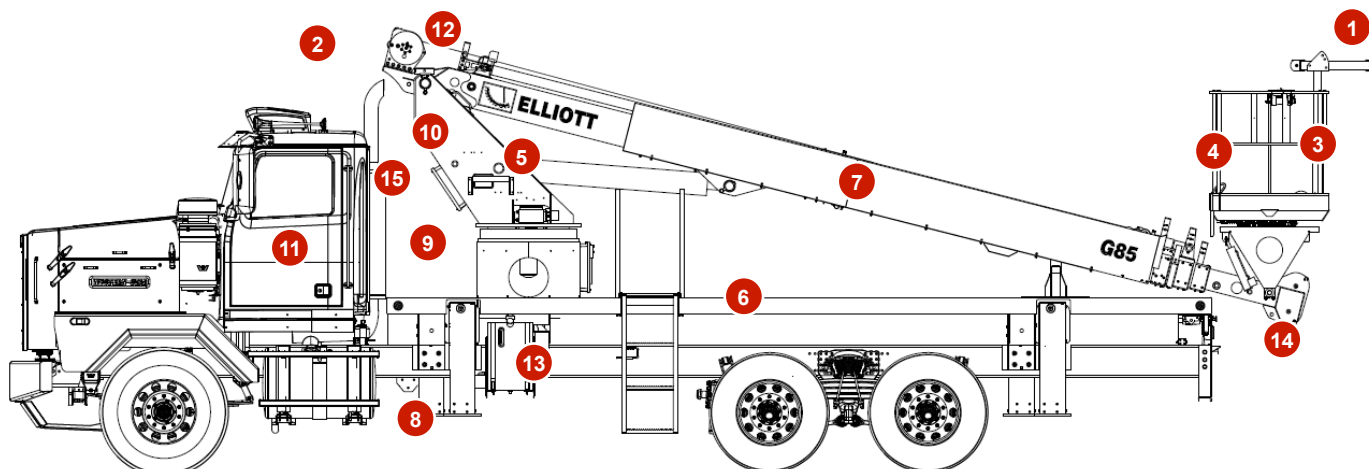
ITEM	KEY	STANDARD	OPTIONAL
A	All-steel cab with Severe Duty reinforcement for long life and added driver safety	•	
B	Dual heavy-duty air rear cab mounts and Extreme Duty top mount front cab crossmember provides driver comfort and cab durability	•	
C	Detroit™ Series 60® Tier III engine with no EGR or DEF system requirements available for offroad only applications	•	
	Detroit™ DD15®/DD16® GHG 17 engine with up to 600HP and 2050 (manual) or 1850 (automatic) torque ratings, standard with EGR or DEF systems		•
D	Simple and robust point-to-point wiring system is easy to maintain and is designed to reduce electrical issues for greater vehicle uptime	•	
E	In-cab electrical panels and weather-protected chassis and engine connections prevent corrosion and damage from outside elements	•	
F	Steel braided air and electrical lines are clamped separately in the rail with steel tie downs for maximum durability in mud and snow and easy access for service	•	
G	Dual Donaldson STG Donacore two-stage air cleaner for maximum dust filtration and long filter life (available with butterfly hood only)	•	
H	Available quadruple-channel frame rails with 6.7M RBM load capacity		•
I	Long-life steel fuel hydraulic tanks with Extreme Duty heavy steel tank supports	•	
J	Heavy-gauge aluminum fender butterfly hood with shock mounted radiator designed for long life service and safe engine access		•
K	Durable, extra-capacity copper brass radiator for durability and easy on-site field repairs	•	
L	Roof mounted AC condenser for maximum cooling and comfort in dusty conditions	•	
M	11-inch single heavy-duty steel bumper with integral removable tow pin	•	
N	Double slipped front suspension system provides maximum load capacity with smooth ride and handling in rough road conditions		•
O	Rugged front skid pan for engine and transmission cooler protection	•	
P	Click to start seat belt ensure drivers are safe before moving		•
Q	Certified ROPS and FOPS systems available		•



TECH SPECS: BODY

ITEM NUMBER	HIREACH AERIAL WORK PLATFORMS
1	500-1,000 lb material handling jib crane in basket
2	5,900-14,000 lb material handling boom winch
3	Oversized work platforms up to 96" wide
4	Basket capacities up to 1,000 lbs
5	Wireless proportional remote controls
6	Tools from bed to the basket in cable carrier system (welder, oxy/ acetylene, air, water, hydraulic, electric, ANFO and more)
7	46 KV insulated models
8	Specialized rough terrain stabilizers for tall frame trucks or uneven ground

ITEM NUMBER	HIREACH AERIAL WORK PLATFORMS
9	Short jacking and rotation lockout feature
10	Load moment indication systems with optional LMI light bars
11	Safety alarms for outrigger motion, light outriggers, boom rotation and much more
12	Work lights on boom
13	Hydraulic oil coolers and oil heaters
14	Rust proofing and Line-X coating
15	Spanish decals and manuals





WESTERN STAR 4900 – XD15 OFFROAD

Elliott Equipment H90F-XD
HiReach™ Aerial Maintenance Truck

TECH SPECS: BODY

MODEL	G40F	G50F	V60F
Working Height	45' / 13,7 m	55' / 16,7 m	63' / 10,2 m
Side Reach	30' / 9,1 m	37' / 11,3 m	38' / 11,6 m
Platform Capacity	1,000 lb / 454 kg	600 lb / 272 kg	500 lb / 227 kg
JIB Capacity	1,000 lb / 454 kg	1,000 lb / 454 kg	500 lb / 227 kg
Main Winch Capacity	5,900 lb / 2676 kg	5,900 lb / 2676 kg	N/A
Minimum GVWR	25,999 lb / 11 793 kg	25,999 lb / 11 793 kg	19,500 lb / 8845 kg
MODEL	L60R	H70F	S70R
Working Height	62' / 18,9 m	75' / 23 m	75' / 23 m
Side Reach	56' / 17,1 m	56' / 17,1 m	62' / 18,9 m
Platform Capacity	500 lb / 227 kg	600 lb / 272 kg	900 lb / 408 kg
JIB Capacity	500 lb / 227 kg	1,000 lb / 454 kg	500 lb / 227 kg
Main Winch Capacity	5,900 lb / 2676 kg	5,900 lb / 2676 kg	5,900 lb / 2676 kg
Minimum GVWR	25,999 lb / 11 793 kg	33,000 lb / 14 969 kg	50,000 lb / 22 680 kg
MODEL	G85F	H90F	H110F
Working Height	90' / 27,4 m	95' / 29 m	115' / 35 m
Side Reach	58' / 17,7 m	61' / 18,6 m	84' / 25,6m
Platform Capacity	600 lb / 272 kg	600 lb / 272 kg	600 lb / 272 kg
JIB Capacity	1,000 lb / 454 kg	1,000 lb / 454 kg	1,000 lb / 454 kg
Main Winch Capacity	5,900 lb / 2676 kg	14,000 lb / 6350 kg	14,000 lb / 6350 kg
Minimum GVWR	33,000 lb / 14 969 kg	48,000 lb / 21 772 kg	58,000 lb / 26 308 kg



Elliott Equipment offers a wide range of HiReach combinations to suit every application at your operation. For more information on configurations and reach capacity contact your local Western Star or Elliott Dealer.

For every HiReach application Western Star offers an XD chassis unit that will maximize equipment performance in a wide range of applications and ensure you get the best payback for your investment.





4427 South 76th Circle
Omaha, NE 68127-1806 USA

Ph: 402-592-4500
Fax: 402-592-4553

Email: sales@elliottequip.com



Western Star Trucks
Customer Assistance Center

Ph: 866-850-STAR
(866-851-7827)