

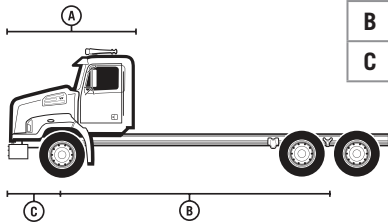
All-Wheel Drive



For the toughest terrains, nothing beats the all-wheel drive capability of Western Star. Best of all, you can get it in models ranging from tough to super-tough. Just take a look here and see the world beaters you can create.

4700

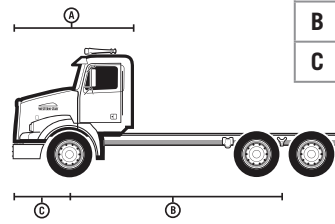
SB SET BACK AXLE



A	BBC: 110"
B	WB: Up to 300"
C	BA: 47"

4800

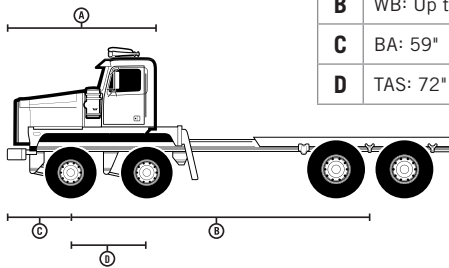
SB SET BACK AXLE



A	BBC: 109"
B	WB: Up to 448"
C	BA: 50"

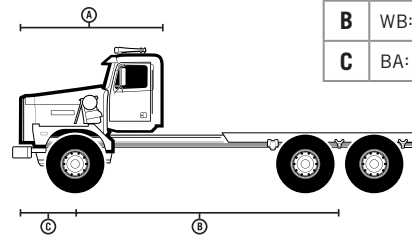
6900

TS TWIN STEER



A	BBC: 141"
B	WB: Up to 486"
C	BA: 59"
D	TAS: 72"

XD EXTREME DUTY



A	BBC: 141"
B	WB: Up to 486"
C	BA: 59"

CONFIGURATION

4700SB: 4x4, 6x6

4800SB: 4x4, 6x6, 8x8

6900TS: 8x6, 8x8

6900XD: 6x6

CAB TYPE

Severe Duty galvanized steel with two-piece bonded windshield

HOOD TYPE

4700SB

Fiberglass hood with available access hatches

4800SB

Supervisibility fiberglass hood

6900TS / 6900XD

Fiberglass hood with LH and RH full-length butterfly openings

ENGINE

4700SB

Cummins L9, 8.9L, 260-380HP, 720-1250lb-ft.

4800SB

Detroit™ DD13[®], 12.8L, 350-505HP, 1250-1850lb-ft.

6900TS / 6900XD

Detroit™ DD15[®], 14.8L, 455-505HP, 1550-1750lb-ft.

Detroit™ DD16[®], 15.6L, 500-600HP, 1850-2050lb-ft.

EXHAUST

4700SB

RH outboard under-step with vertical or horizontal tailpipe
RH back of cab mounted

4800SB

RH outboard under-step-mounted horizontal

6900TS

RH outboard mid-chassis-mounted horizontal

6900XD

Stationary cab-mounted

RH outboard mid-chassis-mounted horizontal

TRANSMISSION

4700SB

Allison Automatic

4800SB

Eaton Fuller Manual
Allison Automatic

6900TS / 6900XD

Eaton Fuller Manual
Allison Automatic

TRANSFER CASE

4700SB

Meritor MTC

4800SB

Fabco TC-170
Fabco TC-180
M-H MVG-1600

6900TS / 6900XD

Fabco TC-142

FRONT AXLE

4700SB

Single 16,000-18,000 lbs

4800SB

Single 21,000-22,000 lbs

6900TS

Tandem 40,000 lbs

6900XD

Single 23,000-28,000 lbs

REAR AXLE

4700SB

Single 23,000-26,000 lbs
Tandem 40,000-46,000 lbs

4800SB

Single 23,000-30,000 lbs
Tandem 40,000-52,000 lbs

6900TS / 6900XD

Tandem 70,000-110,000 lbs

FRONT SUSPENSION

4700SB

Flatleaf 16,000 lbs

4800SB

Flatleaf 17,500, 19,500 and 21,500 lbs

6900TS

Slipped 36,000 and 40,000 lbs

6900XD

Flatleaf 21,000-28,000 lbs
Slipped tandem 36,000 lbs

REAR SUSPENSION

4700SB

Single 23,000-26,000 lbs
Tandem 40,000-46,000 lbs

4800SB

Single 23,000-31,000 lbs
Tandem 40,000-52,000 lbs

6900TS / 6900XD

Tandem 65,000-110,000 lbs

BRAKES

4700SB

WABCO 4S/4M and 6S/6M Anti-Lock Braking System (ABS) with and without traction enhancement

4800SB

WABCO 4S/4M and 6S/6M Anti-Lock Braking System (ABS) with and without traction enhancement

6900TS / 6900XD

WABCO Anti-lock Braking System (ABS) with or without traction enhancement

FRAME

4700SB

Single-channel @ 2.0MM RBM, 2.5MM RBM and 3.2MM RBM

Double-channel @ 3.2MM RBM, 3.7MM RBM and 4.4MM RBM

4800SB

Single-channel @ 2.5MM RBM

Double-channel @ 3.2MM RBM and 4.5MM RBM

6900TS / 6900XD

Double-channel @ 3.2MM RBM and 4.5MM RBM

Triple-channel @ 5.6MM RBM

FUEL TANK

4700SB

Aluminum 23" or 25" cylindrical 60-125 gallon (189-473) RH or LH

4800SB

Aluminum 25" cylindrical 60-150 gallon (189-567 liter) RH or LH

6900TS / 6900XD

100-150 gallon (378-567 liter) aluminum – RH

100-150 gallon (378-567 liter) aluminum – LH

90-120 gallon (340-453 liter) steel – RH

90-120 gallon (340-453 liter) steel – LH

DEF TANK

6, 13 and 23 gallon (23, 49 and 87 liter)



WESTERN STAR

For the Western Star dealer nearest you, call 1-866-850-STAR | WESTERNSTAR.COM



**HAND BUILT
IN THE USA**

Cleveland, NC
Portland, OR

WS/MC-DT-544. Specifications are subject to change without notice. Western Star Truck Sales, Inc. is registered to ISO 9001:2008 and ISO 14001:2004. Copyright © 2018 Daimler Trucks North America LLC. All rights reserved. Western Star Truck Sales, Inc. is a subsidiary of Daimler Trucks North America LLC, a Daimler company.

DAIMLER | Western Star - A Daimler Group Brand